

Chamblee Charter School Fact Sheet

Founded in 1931, Chartered in 2001

Program Offerings:

- Resident
- Charter
- Magnet
- Special Education
- Work-Based Learning
- AP Course
- Move On When Ready
- Gifted

School Demographics

Charter School - Total Enrollment 1813

- Black 24.9%
- White 30.6%
- Hispanic 28.5%
- Asian 12.7%
- Economically Disadvantaged 38.3%
- Students with Disability 9%

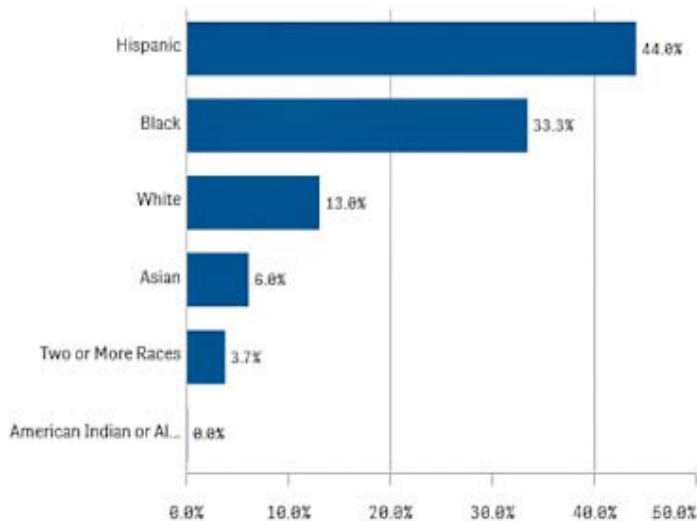
2019 CCRPI Total Score 84 (District Average Score for Dekalb High Schools is 70.8)

4 Year Graduation Rate 76.9% (317 Graduated out of class of 412)

Discipline Incidences SY2019-2019 (By Ethnicity)

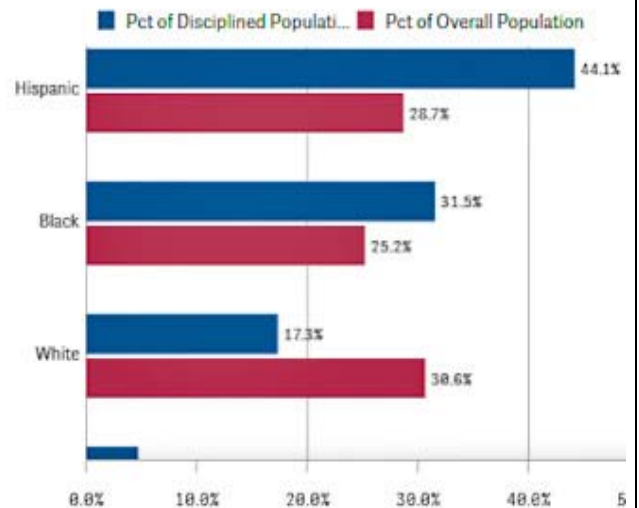
Percentage of Disciplinary Incident Occurences

By Race/Ethnicity



Percent of Disciplined Population vs. Overall Population

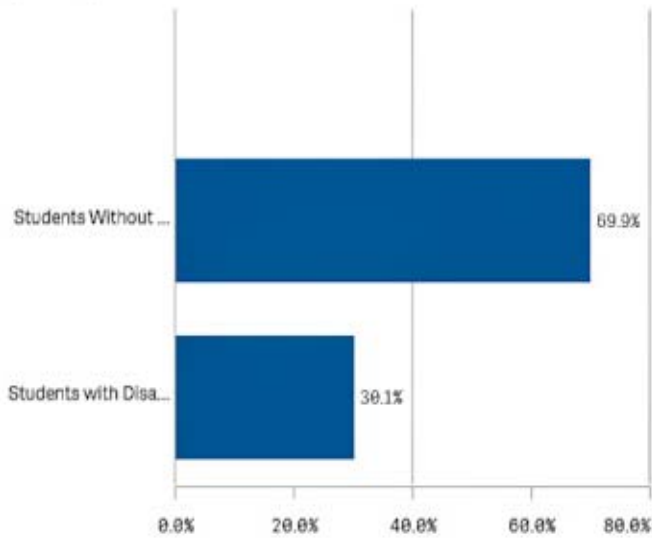
By Race/Ethnicity



Discipline Incidences SY2018-2019 (By Disability Status)

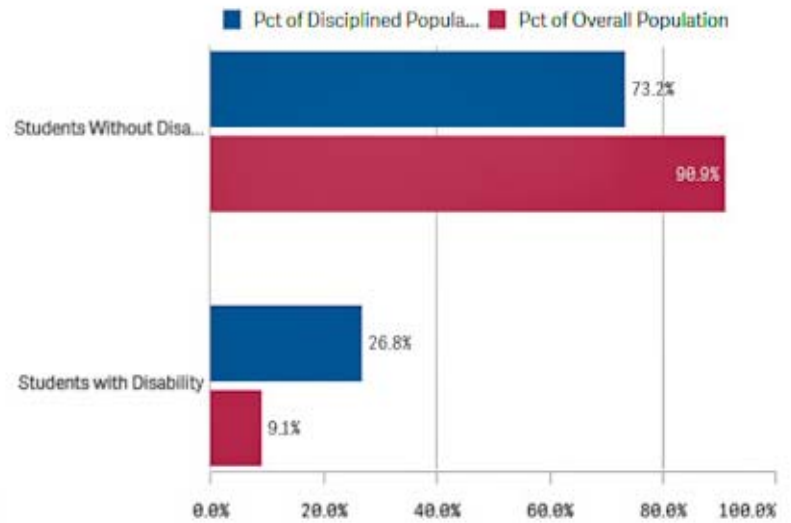
Percentage of Disciplinary Incident Occurrences

By Disability Status



Percent of Disciplined Population vs. Overall Population

By Disability Status



Sources

1. <http://www.chambleehs.dekalb.k12.ga.us/AboutUs.aspx>
2. <http://chambleehs.dekalb.k12.ga.us/Academics.aspx>
3. <https://www.gadoe.org/External-Affairs-and-Policy/Charter-Schools/Committee%20Members/2019%20Charter%20Schools%20Annual%20Report%20-%202019-12-31.pdf>
4. <https://www.gadoe.org/External-Affairs-and-Policy/communications/Pages/PressReleaseDetails.aspx?PressView=default&pid=720>
5. <https://www.gadoe.org/External-Affairs-and-Policy/Charter-Schools/Pages/Annual-Reports.aspx>
6. <https://public.gosa.ga.gov/noauth/extensions/DisciplineDASHV1/DisciplineDASHV1.html>

*This is a Parent Leadership Institute (PLI) TheRemix! participant project assignment. PLI TheRemix! is a continuation of the **From Lockers to Lockdown: Black Boys, Special Education and the School to Prison Pipeline** series by the Georgia Coalition Working to End the STPP. For more information on PLI TheRemix! visit [Join PLI](#) on our website.*